

**PROFESSIONAL FOODSERVICE REFRIGERATION**



**PRODUCT CATALOGUE**



Introduction	P.1
Cold Room Series	
- Application	P.2
- Modular Panel	P.3
- Section Data	P.4
- Door & Accessories	P.5
- Technical Details & Ozonation	P.6
- Control Panel	P.7
Counter Refrigerator Series	P.8 ~ P.9
Upright Refrigerator Series	P.10
Roll-In Refrigerator / Freezer	P.11
Deluxe Wine Cellar	P.12
Elegant Upright Display Cooler	P.13
Cold Prep Station	P.14
Bar Cooler	P.15
Granite Top Freezer	P.15
Dessert Display Chiller	P.16
Metal Skin Stains	P.17



**ISOWIND** is a branded & quality pre-fabricated modular cold rooms, reach-in & roll-in refrigerators, display case & wine cellar for all commercial & industrial use. The product qualities have been proved by different strict tests. Products have been installed and supplied to star-rated hotels, shopping centers, hospitals, club houses, restaurants, food factories, large staff canteens, casino hotels & resorts; retail food service establishments throughout China, Hong Kong and Macau. With the assured quality, products are exported widely all over the world.

With the achievement of the ISO9001:2000 and our years of extensive experience in manufacturing quality refrigeration products, we can assure that our products perform perfectly for years. We also use environmental friendly and energy saving materials to meet the global green trend.





**Quick & Easy Assembly**

**100% Compliance with hygiene Standards**

**100% Seal Tightness**

**Quality Materials**

**Maximum Heat Insulation**

**Sturdy Structures**

The **iSOWIND** panel range is an insulated panel which can be used for temperature control and food & hygiene safe applications within an internal temperature range between -40°C and +40°C. Applications include food processing, chill/cold store and deep freeze, and clean room environments.

### Insulation Panel - Heat Transmission

Thermal Conductivity ( $\lambda$ ) 0.023 W/mk

Panel Thickness(mm)	Heat Transmission : W/m <sup>2</sup>			
	60	100	130	150
Thermal Transmittance W/m <sup>2</sup> K	0.25	0.20	0.16	0.13
Temp. Difference 10°C	2.5	2.00	1.60	1.30
15°C	3.75	3.00	2.40	1.95
20°C	5.00	4.00	3.20	2.60
25°C	6.25	5.00	4.00	3.25
30°C	7.50	6.00	4.80	3.90
35°C	8.75	7.00	5.60	4.55
40°C	10.00	8.00	6.40	5.20
45°C	11.25	9.00	7.20	5.85
50°C	12.50	10.00	8.00	6.50

The recommended minimum insulation value for coldstores is 10W/m<sup>2</sup> heat gain.

To calculate the above use :  $D = \frac{\lambda \times \Delta t}{Q}$

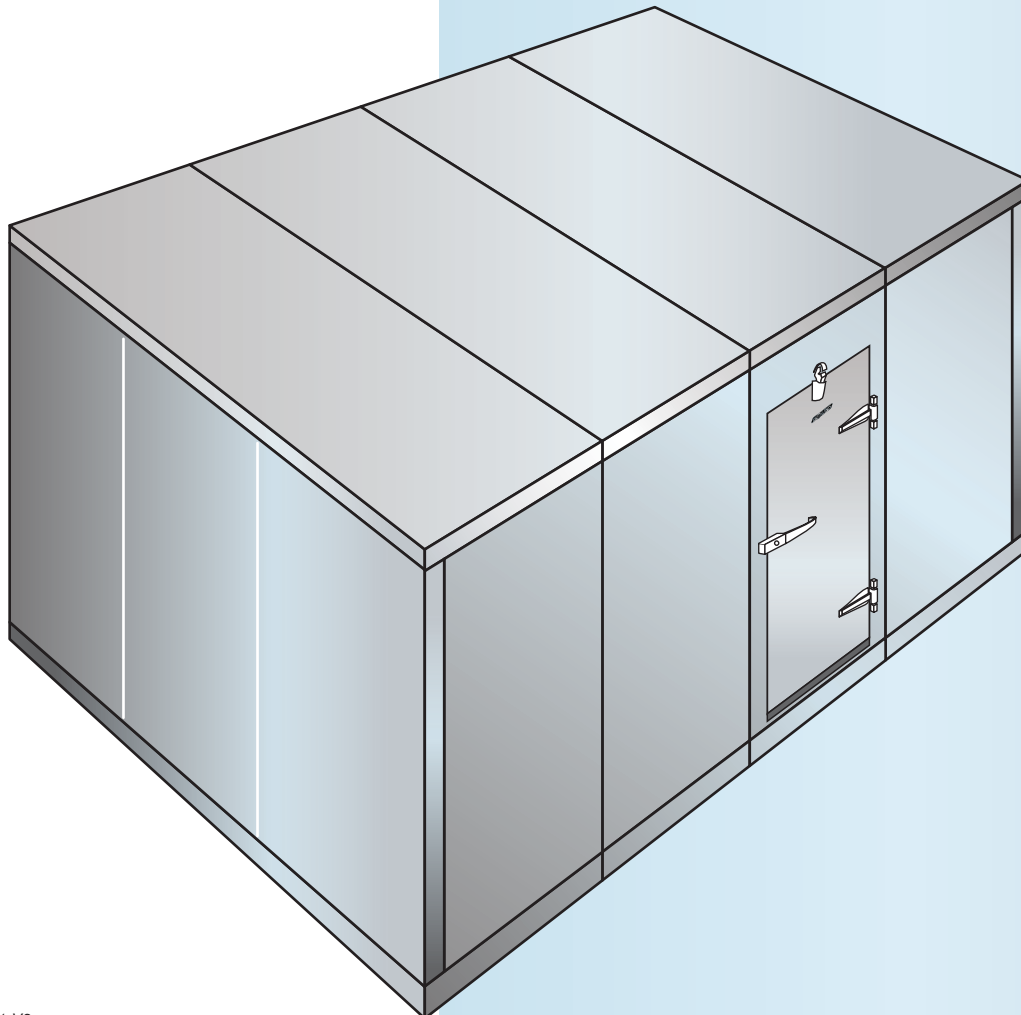
Where:

D = thickness of insulation (mm)

$\lambda$  = lambda value of insulation (W/mK)

$\Delta t$  = temperature difference between internal and external faces.

Q = heat flow = 10(W/m<sup>2</sup>)



## ISOWIND MODULAR PANEL

We have expertise in designing, configuring and installing pre-fabricated foam-in-place polyurethane insulation panels as well as refrigeration system. We supply high quality panels which produced in modern technology and selective high quality raw materials finishing. Any cold storage requirement, ISOWIND is your best companion and solution to suit the following applications:-

- Food, vegetable, fruit and meat storage
- Freezer & deep freezer storage
- In-flight catering
- Hotel, restaurant, club house, staff canteen, bar & KTV
- Painting room and paint baking room
- Tobacco drying
- Factory building & cold storage
- Chemical storage
- Temperature and moisture controlled room
- Clean room
- AHU room
- Ceiling for production room
- Operating room
- Scientific laboratory
- Ice storage room
- Egg incubator room
- Factory roof
- Food processing

ISOWIND panels are produced with the foamed-in-place process, where chemicals are injected between two metal panels to form a Polyurethane insulation panel. Chemical reaction produces high heat and high pressure during curing. Pressure of over 30 tons is applied to the panel resulting in high structural strength, high density and thus high insulation value of the Polyurethane panel. ISOWIND panels come in standard size but can also be custom designed to fit your available space and your requirements. Panels are manufactured in sections and assembled at work site like putting together pieces of puzzle. Standard widths for panels are 400, 800 and 1200 mm, with lengths of 400 to 6000 mm. Ceiling and floor are manufactured with similar principle. Corners are joined together using corner pieces. A double tongue & groove joint method ensures easy, quick, and stable installation with 100% seal tightness.

## METAL FINISH AND THICKNESS

ISOWIND panels are available with many types of metal finish to suit your application requirement, ranging from stainless steel, colorbond steel, galvanized steel, stucco aluminum. Metal finish is grooved every 150mm to increase the structural strength and improve the appearance of the panel. Each panel is coated with scratch proof PVC film which protects panels finish during transportation and installation. The film can be peeled off after installation.

Polyurethane panel thickness is available from 60 mm to 150 mm. Table below shows ISOWIND panel thickness with corresponding K-value and recommended application temperature. ISOWIND polyurethane panels are CFC free and exceed UL 94 fire retardant standard. Table below shows the technical specification of our panels. We regularly monitor and test our product by independent laboratory to ascertain that it meets our high standard.



Operating Temperature for Insulation Panel Thicknesses															
External Ambient Temperature 20°C	Operating Temperature (°C)														
	25	20	15	10	5	0	-5	-10	-20	-25	-30	-35	-40	-45	-50
60mm	[Red bar]														
100mm	[Red bar]														
130mm	[Red bar]														
150mm	[Red bar]														

Panel(s) should be selected to achieve a maximum thermal transmittance of 10W/m²

Per-calculated cold room int.: 2000mm height														
	CM	A	B	C	D	E	F	G	H	L	M	N	P	R
1	120													
2	160	3.8												
3	200	4.8	6.4	8.0										
4	240	5.8	7.7	9.6	11.5									
5	280	6.7	9.0	11.2	13.4	15.7								
6	320	7.7	10.2	12.8	15.4	17.9	20.5							
7	360	8.6	11.5	14.4	17.3	20.2	23.0	25.9						
8	400	9.6	12.8	16.0	19.2	22.4	25.6	28.8	32.0					
9	440	10.6	14.1	17.6	21.1	24.6	28.2	31.7	35.2	38.7				
10	480	11.5	15.4	19.2	23.0	26.9	30.7	34.6	38.4	42.2	46.1			
11	520	12.5	16.6	20.8	25.0	29.1	33.3	37.4	41.6	45.8	49.9	54.1		
12	560	13.4	17.9	22.4	26.9	31.4	35.8	40.3	44.8	49.2	53.8	58.2	62.7	
13	600	14.4	19.2	24.0	28.8	33.6	38.4	43.2	48.0	52.8	57.6	62.4	67.2	72.0

Per-calculated cold room int.: 2400mm height														
	CM	A	B	C	D	E	F	G	H	L	M	N	P	R
1	120													
2	160	4.6												
3	200	5.8	7.7	9.6										
4	240	6.9	9.2	11.5	13.8									
5	280	8.1	10.8	13.4	16.1	18.8								
6	320	9.2	12.3	15.4	18.4	21.5	24.6							
7	360	10.4	13.8	17.3	20.7	24.2	27.6	31.1						
8	400	11.5	15.4	19.2	23.0	26.9	30.7	34.6	38.4					
9	440	12.7	16.9	21.1	25.3	29.6	33.8	38.0	42.2	46.5				
10	480	13.8	18.4	23.0	27.6	32.3	36.9	41.5	46.1	50.7	55.3			
11	520	15.0	20.0	25.0	30.0	34.9	40.0	45.0	49.9	54.9	59.9	64.9		
12	560	16.1	21.5	26.9	32.3	37.6	43.0	48.4	53.8	59.1	64.5	69.9	75.3	
13	600	17.3	23.0	28.8	34.6	40.3	46.1	51.8	57.6	63.4	69.1	74.9	80.6	86.4

The indicated measurements are net internal dimension in cm; to obtain external measurements add:

⇒  $S/6+12$  cm    ⇒  $S/10+20$  cm    ⇒  $S/15+30$  cm

To obtain the external heights add:

**with floor**

⇒  $S/6+12$  cm    ⇒  $S/10+20$  cm    ⇒  $S/15+30$  cm

**without floor**

⇒  $S/6+6$  cm    ⇒  $S/10+10$  cm    ⇒  $S/15+15$  cm

## PANEL JOINT SEALS

The panel side joint can accommodate up to hygiene safe seals. The core, tongue and groove joint with camlock interfit achieve excellent thermal performance.



Camlock



Coved Corner

## ECCENTRIC LOCK

Eccentric lock is custom designed and manufactured to our specification. It is made of high impact ABS plastic with rust resistant GI steel. During the foamed-in-place process, the locks are embedded every 800 mm for the wall panels and every 400 mm for ceiling and floor panels. During the installation, an Allen Key is used to latch the male and female eccentric locks together. The locking action is in two steps. Firstly to latch the locks together and secondly is pulling the panels together to form a tight seal, preventing cold air from escaping from the cold room. After the latching process, a flush PVC cap is used to close the hexagon key access hole.

## COVED CORNER

Corner panels are joined together by using single pieces. ISOWIND coved corner comes in different dimensions to cover different panel thickness.

For the hygiene reasons, ISOWIND panels are designed to have a built-in coved corner, incorporating the panels and corner pieces.

## DOOR




ISOWIND hinged door is integrated into our standard wall panel. Our standard door size is 900 x 1900 mm. The door is completed with a door latch, a keyed cylinder lock, a safety luminous door release from inside, self closing mechanism, hydraulic door closer. The spring action integrates into the door hinge to close the door by itself if it is left open for less than 90 degree. On closing, the door is lifted up to avoid the bottom door gasket from rubbing with the door jamb and the hydraulic door closure latches the door tightly to prevent any cold air leakage. Water proof light switch with vapor proof interior light is also integrated into the door panel. Door finish and Polyurethane insulation thickness are the same material and thickness used for the wall panel. Heater wire is installed in the door frame to prevent condensation. For Freezer room, easy replaceable heater wire is also embedded into the door frame. Other available options include viewing windows, kick plate, door ramp, fluorescent light and plastic door curtains.

The figure shows different components and accessories for ISOWIND hinged doors.



Hydraulic door closer



Door latch with lock



Self closing hinge



Lever release inside coldroom with luminous knob

Plastic door curtain



Swing door is standard for ISOWIND cold room while sliding door is also available for special applications requirement. ISOWIND doors use heavy duty hardware which has been field tested and proved for its reliability. Different models & sizes are available upon request to suit special applications.

## GASKET TONGUE

To further seal off any irregularity of the panel surfaces, the closed cell polyethylene foam gasket or gasket tongue is used. It is installed on the edge of the panel during the foaming process. The gasket is compressed to form a tight seal without the need of sealant. ISOWIND panels guarantee 100% seal tightness.

ISOWIND offers different configurations for cold room floor & walls. We can design or give recommendation for your specific application.

	ISOWIND 6	ISOWIND 10	ISOWIND 13	ISOWIND 15
Wall Thickness (mm)	60	100	130	150
K-value (W/m <sup>2</sup> K)	0.33	0.22	0.17	0.15
Operating Temperature (°C)	≥ -5	≥ -25	≥ -35	≥ -45


## POLYURETHANE PANEL SPECIFICATION

Density	38-40 kgs / cu.m.
Resistance to compression	1.6 kg / cm <sup>2</sup>
Fire hazard classification	UL 94
Standard width	400 mm, 800 mm, 1200 mm
Standard length	400 mm to 6000 mm
Eccentric lock spacing	Every 400 mm for Ceiling & Floor panels. Every 800 mm for Wall panels.

## PANEL MATERIAL STANDARD THICKNESS

Stainless steel	0.60
Color bond steel	0.55
Stucco Aluminium	0.70
GI Steel for floor panel	1.20

Other thickness can be accommodated upon request.



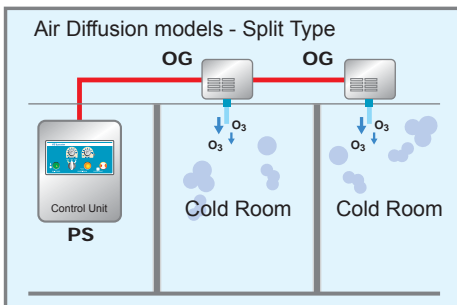
Slip guard patterned aluminium checker plate is recommended for most cold room application where only foot traffic presents. Aluminium checkered plate floor is composed of polyurethane floor panel with GI steel sheet finish topped with 1.5mm aluminium checker plate.

# OZONATION FOR COLD ROOM

Ozone air can kill virus, bacteria, fungus and remove odor effectively. Appropriate amount of Ozone dosed in air has many merits in Food & Beverage Industries.

Ozone has been proven as the best tool to reduce the spoilage of fruit, vegetable and meat by the effective control of mold, fungi and bacteria. Ozone can decompose "ethylene", the gas caused fruit and vegetable ripening. Therefore, once appropriate amount of ozone is applied, the Shelf-Life of food can be prolonged significantly.

Ozone is the best de-odor reagent in the world. Nowadays, Ozone has been introduced in all the modern cold room as the standard facility. Ozone can eliminate the odor cross contamination which used to happen inside the cold room.



DIFFUSION SERIES - Split Type			
Model:	A-9000-ds	A-6000-ds	A-3000-ds
Ozone Capacity (g/hr)	9	6	3
Electricity (kW/v/ph/Hz)	0.7/220/1/50	0.4/220/1/50	0.25/220/1/50
Disinfection 0.5-2 ppm Effective volume (m <sup>3</sup> )	330	220	110
Odor Removal 0.05-0.1 ppm Effective volume (m <sup>3</sup> )	660	440	220
Dimension (W x D x Hmm)	400x200x500	340x200x400	340x200x400
PS (Power Supply & Control)	3x(300x140x300)	2x(300x140x300)	1x(300x140x300)
OG (Ozone Generator)			



## Control Panel

The controllers are able, even as stand-alone units, to keep constantly monitor temperatures; alarms and status; identifying, signalling and recording only the critical points.

### Specification

- SUS 304 1.2mm stainless steel finish water-proof box
- Multifunction controller with medium and low temperature
- Circuit breaker
- Magnetic contactor
- Thermal relay
- Indication lamp
- Hi-low temperature alarm with mute button
- On/off control switch

### Technical data

- Power supply:  
According to the model: 220v/1ph/50Hz; 380v/3ph/50Hz
- Power rating: 0.75kW to 11.4kW
- Operating Temp.:  
According to the model: +1 to +4°C; -2 to +2°C; -22 to -18°C


Model	Temp. Range	Voltage	Power Rating (HP)
ISO-H-1.5(S)	+1 to +4°C	220v/1ph/50Hz	1, 1.5
ISO-H-1.5(T)		380v/3ph/50Hz	1, 1.5
ISO-H-2.0(S)		220v/1ph/50Hz	2
ISO-H-2.0(T)		380v/3ph/50Hz	2
ISO-H-3.0(T)		380v/3ph/50Hz	3, 4
ISO-H-6.0(T)		380v/3ph/50Hz	5, 7.5
ISO-H-11(T)	+2 to -2°C	380v/3ph/50Hz	10, 15
ISO-M-1.5(S)		220v/1ph/50Hz	1, 1.5
ISO-M-1.5(T)		380v/3ph/50Hz	1, 1.5
ISO-M-2.0(S)		220v/1ph/50Hz	2
ISO-M-2.0(T)		380v/3ph/50Hz	2
ISO-M-3.0(T)		380v/3ph/50Hz	3, 4
ISO-M-6.0(T)	-18 to -22°C	380v/3ph/50Hz	5, 7.5
ISO-M-11(T)		380v/3ph/50Hz	10, 15
ISO-L-1.5(S)		220v/1ph/50Hz	1, 1.5
ISO-L-1.5(T)		380v/3ph/50Hz	1, 1.5
ISO-L-2.0(S)		220v/1ph/50Hz	2
ISO-L-2.0(T)		380v/3ph/50Hz	2
ISO-L-3.0(T)	-18 to -22°C	380v/3ph/50Hz	3, 4
ISO-L-6.0(T)		380v/3ph/50Hz	5, 7.5
ISO-L-11(T)		380v/3ph/50Hz	10, 15

### The Thermometer (Optional)

It can also be connected to a monitoring and alarm system if preferred. A new dual display with icons and large internal memory makes them simple and intuitive to use:

- Analyze temperature critical control points (ATCCP)
- Record any alarm conditions with their start/stop times and dates plus critical temperatures record
- Correctly store products
- Guarantee food quality

Cold Room Control Panel





CR-1C-2DL



CR-2C-3WL(remote)

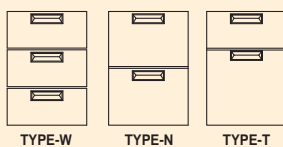
New innovative system design with refrigeration system component mounted on a single Mono-block chassis with chiller and freezer system interchangeable in the same cabinet. Easy service and maintenance, suitable for applications that require minimum down time. Due to the easy removable and replaceable refrigeration system, repair work can be performed off work site. Evaporator coils are located at side of the cabinet, giving the unit maximum internal storage space. Standard GN 1/1 and 2/1 size are available. High efficient foam-in-place polyurethane insulation provides long-term low cost operation.

Automatic self closing door can be lifted open for loading and unloading. The base pan inner corners are curved for hygiene and easy cleaning. All units are fully stainless steel interior & exterior body with adjustable stainless steel feet and HACCP compliance.

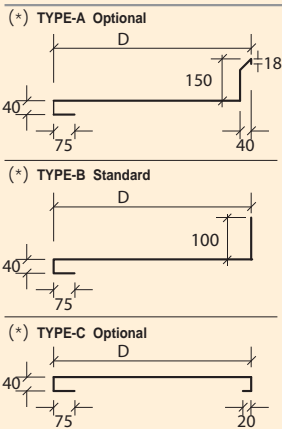
Efficient forced-air circulation system with internal air duct ensures uniform cooling throughout cabinet, even when loaded with products. Multi-functional digital controller with flexible parameters controls every function of the system, including temperature, defrost cycle, evaporator fan, start up delays and other safety functions, and digital temperature display.



### Optional Drawer



### Selective Stainless Steel Counter Top



## COUNTER TOP REFRIGERATOR

(GN 1/1 with Top Type / Temp.: -2 to +4°C / voltage: 220v/1ph/50Hz)

### SELF CONTAIN CONDENSING UNIT

Model		Net Capacity (Litres)	Doors	Electricity (kW)	HP	Dimension (w x d x h)mm
Left side compressor	Right side compressor					
CR-1*-1DL	CR-1*-1DR	125	1	0.7	1/4	880x700x850
CR-1*-2DL	CR-1*-2DR	265	2	0.7	1/4	1330x700x850
CR-1*-3DL	CR-1*-3DR	400	3	0.8	1/3	1780x700x850

### REMOTE CONDENSING UNIT

Model		Net Capacity (Litres)	Doors	Electricity (kW)	HP	Dimension (w x d x h)mm
Left side coil	Right side coil					
CR-1*-1DL (remote)	CR-1*-1DR (remote)	125	1	0.7	1/4	770x700x850
CR-1*-2DL (remote)	CR-1*-2DR (remote)	265	2	0.7	1/4	1220x700x850
CR-1*-3DL (remote)	CR-1*-3DR (remote)	400	3	0.8	1/3	1670x700x850

**Note** : GN 1/1 Refrigerator can change from Door to Drawer as optional as follow:  
**(W)** one bank of 3 nos GN 1/1 Drawer    **(N)** one bank of 2 nos GN 1/1 Drawer  
**(T)** 1/3 + 2/3 GN 1/1 Drawer

(GN 2/1 with Top Type / Temp.: -2 to +4°C / voltage: 220v/1ph/50Hz)

### SELF CONTAIN CONDENSING UNIT

Model		Net Capacity (Litres)	Doors	Electricity (kW)	HP	Dimension (w x d x h)mm
Left side compressor	Right side compressor					
CR-2*-1DL	CR-2*-1DR	225	1	0.7	1/4	1080x800x850
CR-2*-2DL	CR-2*-2DR	460	2	0.8	1/3	1730x800x850
CR-2*-3DL	CR-2*-3DR	685	3	0.8	1/3	2380x800x850

### REMOTE CONDENSING UNIT

Model		Net Capacity (Litres)	Doors	Electricity (kW)	HP	Dimension (w x d x h)mm
Left side coil	Right side coil					
CR-2*-1DL (remote)	CR-2*-1DR (remote)	225	1	0.7	1/4	970x800x850
CR-2*-2DL (remote)	CR-2*-2DR (remote)	460	2	0.8	1/3	1620x800x850
CR-2*-3DL (remote)	CR-2*-3DR (remote)	695	3	0.8	1/3	2270x800x850

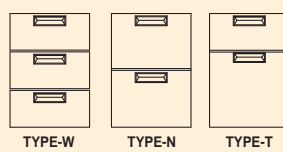
**Note** : GN 2/1 Refrigerator has no drawer option. Counter top cut out opening for GN container as option.

## Optional requirement

### 1 Door replacement

- W= Replace GN 1/1 door with 1 bank of GN 3 drawer (100 mm Deep)
- N= Replace GN 1/1 door with 1 bank of GN 2 drawer (150 mm Deep)
- T= Replace GN 1/1 door with 1 bank of GN 2 drawer (100 & 200 mm Deep)

#### Optional Drawer



### 2 Heavy duty caster

### 3 Temperature record controller:

The controllers are able, even as stand-alone units, to keep constantly monitor temperatures; alarms and status; identifying, signalling and recording only the critical points. They can also be connected to a monitoring and alarm system if preferred. A new dual display with icons and large internal memory makes it user friendly:

- Analyze temperature critical control points (ATCCP)
- Record any alarm conditions with their start / stop times and dates plus critical temperatures record
- Correctly store products
- Guarantee food quality



CR-2(C)-3WDDL

## General specification for all models:

- Refrigerant:** R134A (Refrigerator), R404A (Freezer)
- Refrigeration system:** Forced Air
- Defrosting:** Electric
- Voltage:** Standard 220v/1ph/50Hz (60Hz available upon request)

## COUNTER TOP FREEZER

(GN 1/1 with Top Type / Temp.: -16 to -20°C / voltage: 220v/1ph/50Hz)

### SELF CONTAIN CONDENSING UNIT

Model		Net Capacity (Litres)	Doors	Electricity (kW)	HP	Dimension (w x d x h)mm
Left side compressor	Right side compressor					
CF-1(*)-1DL	CF-1(*)-1DR	125	1	0.8	1/3	880x700x850
CF-1(*)-2DL	CF-1(*)-2DR	265	2	0.8	1/3	1330x700x850
CF-1(*)-3DL	CF-1(*)-3DR	400	3	0.9	1/2	1780x700x850

### REMOTE CONDENSING UNIT

Model		Net Capacity (Litres)	Doors	Electricity (kW)	HP	Dimension (w x d x h)mm
Left side coil	Right side coil					
CF-1(*)-1DL (remote)	CF-1(*)-1DR (remote)	125	1	0.8	3/8	770x700x850
CF-1(*)-2DL (remote)	CF-1(*)-2DR (remote)	265	2	0.8	3/8	1220x700x850
CF-1(*)-3DL (remote)	CF-1(*)-3DR (remote)	400	3	0.9	1/2	1670x700x850

**Note :** GN 1/1 Freezer has no drawer option.

(GN 2/1 with Top Type / Temp.: -16 to -20°C / voltage: 220v/1ph/50Hz or 60Hz)

### SELF CONTAIN CONDENSING UNIT

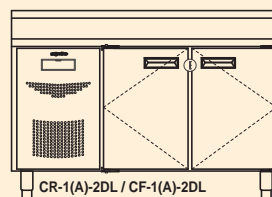
Model		Net Capacity (Litres)	Doors	Electricity (kW)	HP	Dimension (w x d x h)mm
Left side compressor	Right side compressor					
CF-2*-1DL	CF-2*-1DR	225	1	0.8	3/8	1080x800x850
CF-2*-2DL	CF-2*-2DR	460	2	0.8	3/8	1730x800x850
CF-2*-3DL	CF-2*-3DR	695	3	1.0	1/2	2380x800x850

### REMOTE CONDENSING UNIT

Model		Net Capacity (Litres)	Doors	Electricity (kW)	HP	Dimension (w x d x h)mm
Left side coil	Right side coil					
CF-2*-1DL (remote)	CF-2*-1DR (remote)	225	1	0.8	3/8	970x800x850
CF-2*-2DL (remote)	CF-2*-2DR (remote)	460	2	0.8	3/8	1620x800x850
CF-2*-3DL (remote)	CF-2*-3DR (remote)	695	3	0.9	1/2	2270x800x850

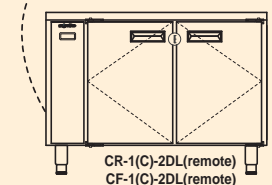
**Note :** GN 2/1 Freezer has no drawer option.

#### Left side compressor



CR-1(A)-2DL / CF-1(A)-2DL

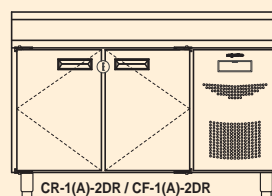
#### Left side coil (Remote condensing unit)



CR-1(C)-2DL(remote)  
CF-1(C)-2DL(remote)

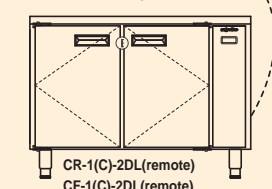


#### Right side compressor



CR-1(A)-2DR / CF-1(A)-2DR

#### Right side coil (Remote condensing unit)



CR-1(C)-2DL(remote)  
CF-1(C)-2DL(remote)



IB70XP1B

IB70XP2B



IB14XP2G



IB14XP4B

**ISO-BLOCK** includes all standard feature of ISOWIND series with special and comprehensive design to meet high usage application even 24 hour operation with minimum down time. Built-in drip pan design allows water evaporation by utilizing heat produced from the system. So connection of drainage pipe is no longer necessary and made easier for servicing and regular maintenance.

In view of market demand for HACCP compliance, ISO-BLOCK is also equipped with optional device :-

**Temperature record controller:**

The controllers are able, even as stand-alone units, to keep constantly monitor temperatures; alarms and status; identifying, signalling and recording only the critical points. They can also be connected to a monitoring and alarm system if preferred. A new dual display with icons and large internal memory makes it user friendly:

- Analyze temperature critical control points (ATCCP)
- Record any alarm conditions with their start/stop times and dates plus critical temperatures record
- Correctly store products
- Guarantee food quality

**General specification for all models:**

**Shelf:** Complete with PVC coated wire shelves  
**Refrigerant:** R134A (Refrigerator), R404A (Freezer)  
**Refrigeration system:** Forced Air  
**Defrosting:** Electric  
**Voltage:** Standard 220v/1ph/50Hz (60Hz available upon request)

Upright Refrigerator (+1°C ~ +10°C), voltage: 220v/1ph/50Hz			
Model :	IB70XP1B	IB70XP2B	IB14XP2B
Glass Door Model :	IB70XP1G	IB70XP2G	IB14XP2G
Dimension (WxDxH) mm	700x820x1975	700x820x1975	1360x820x1975
Net Capacity (litres)	508	508	1086
Compressor (HP)	1/3		3/8
Door (Qty)	1 x full door	2 x half doors	2 x full doors
Shelves (pcs / WxD)	4 / 530x650	4 / 530x650	8 / 530x650
Electricity (kW)	0.8	0.8	1.0

Upright Refrigerator (+1°C ~ +10°C), voltage: 220v/1ph/50Hz		
Model :	IB14XP3B	IB14XP4B
Glass Door Model :	/	IB14XP4G
Dimension (WxDxH) mm	1360x820x1975	1360x820x1975
Net Capacity (litres)	1086	1086
Compressor (HP)	3/8	
Door (Qty)	1 x full & 2 x half doors	4 x half doors
Shelves (pcs / WxD)	8 / 530x650	8 / 530x650
Electricity (kW)	1.0	1.0

Upright Freezer (-18°C ~ -22°C), voltage: 220v/1ph/50Hz			
Model :	IB70XN1B	IB70XN2B	IB14XN2B
Dimension (WxDxH) mm	700x820x1975	700x820x1975	1360x820x1975
Net Capacity (litres)	508	508	1086
Compressor (HP)	1/2		1
Door (Qty)	1 x full door	2 x half doors	2 x full doors
Shelves (pcs / WxD)	4 / 530x650	4 / 530x650	8 / 530x650
Electricity (kW)	0.9	0.9	1.5

Upright Freezer (-18°C ~ -22°C), voltage: 220v/1ph/50Hz		
Model :	IB14XN3B	IB14XN4B
Dimension (WxDxH) mm	1360x820x1975	1360x820x1975
Net Capacity (litres)	1086	1086
Compressor (HP)	1	
Door (Qty)	1 x full & 2 x half doors	4 x half doors
Shelves (pcs / WxD)	8 / 530x650	8 / 530x650
Electricity (kW)	1.5	1.5



Upright Roll-In Refrigerator, voltage: 220v/1ph/50Hz			
Model:	URR-1	URR-2	URR-3
Dimension (WxDxH) mm	880x960x2300	1700x960x2300	2520x960x2300
Net Capacity (litres)	1059	2200	3345
Temperature (°C)	-2 ~ +2		
Compressor (HP)	3/8	3/4	1-1/4
Door (Qty)	1	2	3
Electricity (kW)	1.0	1.5	1.7

Upright Roll-In Freezer, voltage: 220v/1ph/50Hz			
Model:	URF-1	URF-2	URF-3
Dimension (WxDxH) mm	880x960x2300	1700x960x2300	2520x960x2300
Net Capacity (litres)	1059	2200	3345
Temperature (°C)	-16 ~ -20		
Compressor (HP)	3/4	1-1/2	2
Door (Qty)	1	2	3
Electricity (kW)	1.2	1.8	1.8



URR-2 / URF-2

### General specification for all models:

**Refrigerant:** R134A (Refrigerator), R404A (Freezer)  
**Refrigeration system:** Forced Air  
**Defrosting:** Electric  
**Voltage:** Standard 220v/1ph/50Hz (60Hz available upon request)

### STANDARD FEATURES

- Insulation:** Foamed-in place high density polyurethane insulation (CFC-free)
- Door:** Self closing door with easy replaceable magnetic gasket. Mullion heater standard for freezer units but option for refrigerator
- Refrigeration system:** Self-contained, easy removable top mounted condensed unit. Fitted with condensed evaporator, no drain connection required
- Controller:** Microprocessor controlled with digital thermometer display
- Trolley:** Designed for using with GN 2/1 Trolley (sold separately)
- Other features:** Trolley rubber bumpers installed on the interior. Unit can be installed in recessed floor, choice of floor panel thicknesses are 25 or 50 mm
- Extra options:**
  - GN 2/1 trolley
  - Remote condensing unit
  - Trolley ramp (specify height)
  - Stainless steel base and back
  - Mullion heater for refrigerator
  - Pass through
  - Steel ramp





ISOWIND is a customer driven, leading provider of wine cellar in Asia. ISOWIND provides tailor-made wine cellar with superior quality for specific use in hotel rooms, clubs, restaurants, bars, discos and even for household purpose.

Each wine cellar can be easily adapted to your needs, while at the same time respecting the nature of wine. ISOWIND has a design team to build your wine cellar from ground up. Its novel feature is its modular design which enables you to completely customize your wine cellar according to your region, menus or season. Both the layout and the temperature settings can be justified according to your needs.

## STANDARD FEATURES

- Refrigeration system:** Remote condensing unit using R134a refrigerant
- Controller:** Microprocessor controlled with digital temperature display. Humidity control
- Body & furnishing:** Stainless steel body and front with heated double glazed door
- Shelves:** Horizontal or slant stainless steel bottle rack for high storing capacity. Optional for drawers
- Lighting:** Colored LED lighting
- Locking:** Cylinder lock for security
- Voltage:** Standard 220v/1ph/50Hz (60Hz available upon request)

Deluxe Wine Cellar, voltage: 220v/1ph/50Hz			
Model:	DWC-1D	DWC-2D	DWC-3D
Dimension (WxDxH) mm	550x650x2400	1100x650x2400	1650x650x2400
Net Capacity (litres)	650	1300	1950
Temperature (°C)	+5 ~ +16		
Compressor (HP)	3/8	1/2	3/4
Electricity (kW)	1.0	1.3	1.5



## STANDARD FEATURES

- Mirror stainless steel interior & exterior
- Forced Air; Low air velocity prevents product from drying out
- Viewing glass door
- Safely shielded fluorescent interior lighting
- Foamed-in place high density polyurethane insulation (CFC-free)
- 5 nos. of adjustable stainless steel mesh wire baskets
- Refrigeration system: Remote condensing unit (standard)  
Self-contained (optional)
- Optional Horizontal or slant stainless steel bottle rack
- Standard voltage 220v/1ph/50Hz (60Hz available upon request)



Elegant Upright Display Cooler, voltage: 220v/1ph/50Hz			
Model:	EUD-1	EUD-2	EUD-3
Dimension (WxDxH) mm	700x800x2400	1400x800x2400	2100x800x2400
Net Capacity (litres)	1232	2464	4032
Temperature (°C)	+2 ~ +8		
Compressor (HP)	1/2	3/4	1
Wire basket (Qty)	5	10	15
Refrigerant	R-134A		
Electricity (kW)	1.3	1.5	1.5



CPT-4

The ideal choice for all kinds of food preparation; hard wearing, hygienic stainless steel construction; hinged lid for easy cleaning; removable unit access cover for easy servicing and maintenance.

Ideal for food preparation - tapas, sandwiches, pizza, salad, pasta.

Complete structure in Stainless Steel 304, self contained unit static cooling system with continuous evaporator, without welding, completely foamed.

Choice of sizes to fit for limited space.

Accepts varieties of 1/3, 1/2, 1/1 GN pans (Pans not included).

It is suitable for 65mm or 100mm high GN pans.

Smaller GN pan can be accommodated by adding adapting bars.

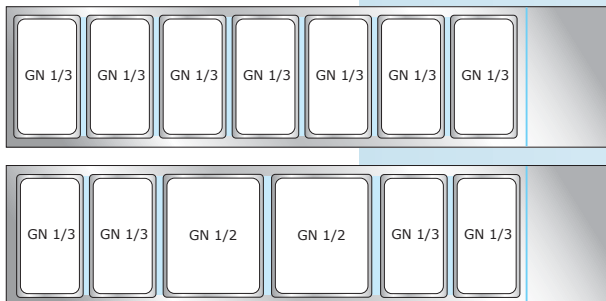
Standard voltage 220v/1ph/50Hz (60Hz available upon request)

Cold Prep Station, voltage: 220v/1ph/50Hz			
Model:	CPT-4	CPT-7	CPT-8
Dimension (WxDxH) mm	1050x380x250	1650x380x250	1950x380x250
Temperature (°C)	+4 ~ +8		
Compressor (HP)	1/5	1/4	1/4
Refrigerant	R-134A		
Controller	Adjustable digital thermostat		
Electricity (kW)	0.6	0.7	0.7

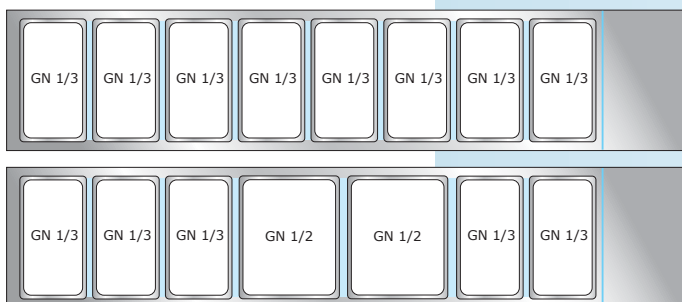
All Cold Prep Top will take a variety of GN pan as illustrated.



CPT-4



CPT-7



CPT-8



From a small casual assemblage to a large connoisseur collection, ISOWIND bar coolers accommodate any need. Modern designs are created to fit your lifestyle, including different sizes that can be built under the counter. A variety of external finishes and materials to perfectly fit your place, soft interior lighting, security locks, traditional and thermoelectric cooling, and easy-to-read LED displays are just some of the other features offered.

## STANDARD FEATURES

- Insulation:** Foamed-in place high density polyurethane insulation (CFC-free)
- Door:** Thermal viewing glass door
- Refrigeration system:** Self-contained type. Forced air
- Controller:** Microprocessor controlled with digital thermometer display
- Defrost system:** Automatic, no drain connection required
- Colour:** Standard for stainless steel. Other metal colour is available upon request
- Voltage:** Standard 220v/1ph/50Hz (60Hz available upon request)



UBC2G

Bar Cooler, voltage: 220v/1ph/50Hz			
Model:	UBC1G	UBC2G	UBC3G
Dimension (WxDxH) mm	470x600x850	935x600x850	1400x600x850
Net Capacity (litres)	114	252	387
Temperature (°C)	+2 ~ +8		
Compressor (HP)	1/4	1/4	1/3
Door (Qty)	1	2	3
Shelves (Qty)	2	4	6
Refrigerant	R-134A		
Electricity (kW)	0.7	0.7	0.8

# GRANITE TOP FREEZER

Granite Top Freezer is ideal for product presentation while maintaining its temperatures.

Suitable for Ice Cream Tappanyaki or Sea Food Display.

## STANDARD FEATURES

- 20mm thick granite top mounted on stainless steel frame
- Thermal mastic heat transfer compound between granite and stainless steel
- Pre-installed press fit flange gasket for easy installation into counters
- 37mm deep trough around perimeter with 20mm stainless steel drain
- Insulated with high density polyurethane foam
- Refrigeration lines run in a serpentine pattern under stainless steel top
- Condensing unit is suspended below the top on a 0.8mm steel frame
- Stainless steel louver provided
- Colour option for granite top (Black, White or Green)
- Standard voltage 220v/1ph/50Hz (60Hz available upon request)



GT1000

Granite Top Freezer, voltage: 220v/1ph/50Hz			
Model:	GT650	GT1000	GT1350
Dimension (WxDxH) mm	650x500x500	1000x500x500	1350x500x500
Dimension (WxDxH) mm Granite Surface	550x400x20	900x400x20	1250x400x20
Compressor (HP)	1/3	1/2	3/4
Refrigerant	R-404A		
Electricity (kW)	0.8	1.0	1.2



DDC-1200R

The chiller with tempered glass panels on top and 2 back drawers are made perfect for cakes, chocolate and sushi display. Temperature ranges between +4°C and +16°C to keep the products fresh. Integrated type and remote type of condensing units are available for different décor designs. Additional 4 general drawers (in ambient temperature) are equipped in remote type model for more storing space.

### STANDARD FEATURES

**Refrigeration System:** Forced Air; Uniquely designed to have cold air floating beneath each drawer with very little air movement, therefore extending shelf life without drying out the product. Reliable self contained, bottom mounted system designed for tropical climate and easy servicing, using environmental friendly R-134a as refrigerant. Drainage connection is not necessary, as the system uses condensed evaporator.

**Controller:** Microprocessor controlled with digital temperature display to monitor cabinet temperature.

**Voltage:** Standard 220v/1ph/50Hz (60Hz available upon request)

Dessert Display Chiller - Drawer Type, voltage: 220v/1ph/50Hz				
Model:	Self-contained Condensing unit		Remote-type Condensing unit	
	DDC-1200S	DDC-1500S	DDC-1200R	DDC-1500R
Dimension (WxDxH) mm	1200x700x1150	1500x700x1150	1200x700x1150	1500x700x1150
Temperature (°C)	+4 ~ +16			
Compressor (HP)	3/8	1/2	3/8	1/2
Drawer (Qty)	2 top units (+4 ~ +16°C) Compressor built below		2 top units (+4 ~ +16°C)	
	*2 units underneath (in ambient temperature)		*4 units underneath (in ambient temperature)	
Refrigerant	R134A			
Electricity (kW)	1.0	1.2	1.0	1.2

\* Refrigeration drawers underneath as options.



Sapphire



Sapphire  
(hairline)



Roseate Gold



Roseate Gold  
(hairline)



Rose



Purple Red



Goldenrod



Dark Goldenrod  
(hairline)



Titanium Gold



Champagne  
(hairline)



Black Titanium  
Gold



Black Titanium  
Gold (hairline)



Emerald



Green Tea Gold  
(hairline)

The colour chart is for Deluxe Wine Cellar, Elegant Upright Display Cooler, Bar Cooler and Dessert Display Chiller only. Colour selections vary by products, see individual product for specific colours offered.

Products with selected colours will take a longer production time.

**iSOWIND** provides a wide selection of colour metal skin to help you:

- Coordinate with your decor
- Match colours to your display kitchen

**Note:**

Due to the catalogue printing process, the colours shown may not be exact. For exact colours, please contact us for colour chips.



**Hong Kong Office:**

Wj aÁ ÈÀ c@Q[ [!ÈÓ[ & ÁÓÈÚ } ÁÓ } \* ÁÓ^} d^È  
i i ÁS, [ \ ÁÚ @ ÁÚ[ aÁÈS, aÁÓ @ } \* ÈR [ ] \* ÁS [ ] \* ÈÁ  
Tel. : (852) 21 61 21 G Fax.: (852) 21 61 FÈF1  
e-mail: isowind@isowind.com.hk website: www.isowind.com